

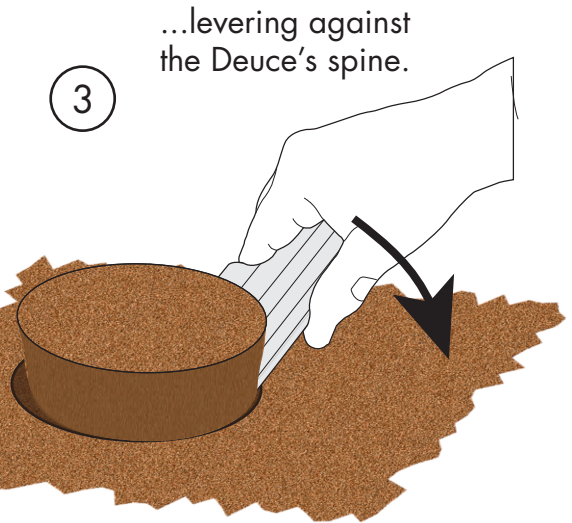

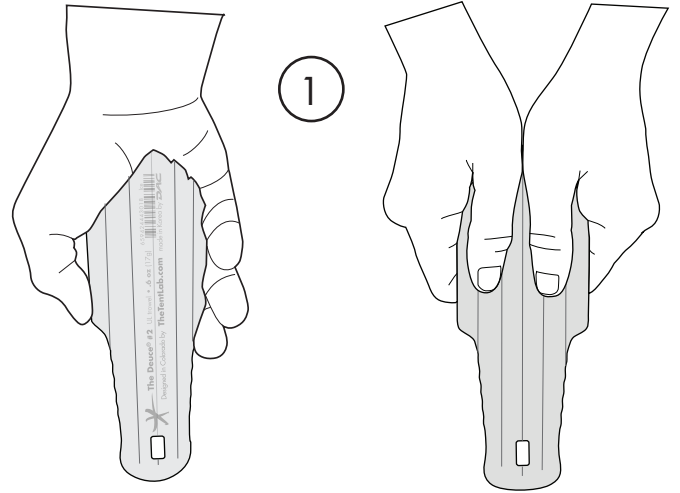


Advanced Techniques for The Deuce® #1 and #2

1) For hard dirt, use the Deuce® UPSIDE DOWN. This gives 4X the edge pressure compared to using it scoop-down. Hold it one-handed or two-handed.

2) Using the handle end, cut the outline of your cathole.

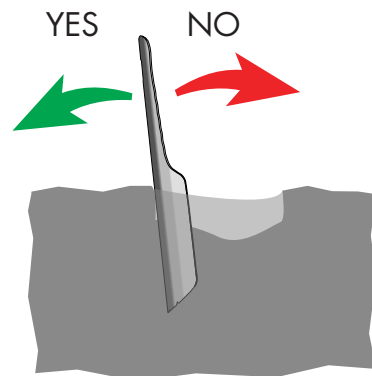
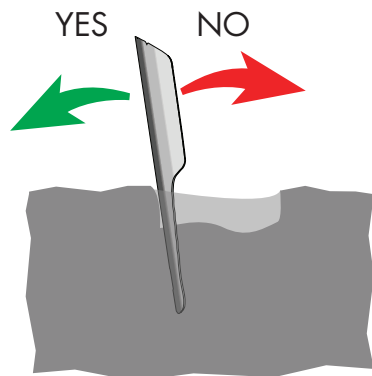
3) Using the scoop end, pry up the center of your cathole as one piece.



This method creates a great leave-no-trace top plug for your hole when you're done.

Once you get used to using the Deuce® this way, you'll find yourself flipping it right-side-up and upside-down all the time as you make your hole deeper. It's really effective.

Mind which direction you apply force:



The Deuce's strength comes from its curved 'U' shape. Levering and scooping by bracing against the bottom of the 'U' shape, the Deuce® is amazingly strong and tough. BUT if you pry by bracing the Deuce against the open side of the 'U', it's much less strong.

Inkling Inc
TheTentLab.com
796 West Birch Court
Louisville, CO 80027
303.413.9535
mike@thetentlab.com

THE TENT LAB